

ROLLATORS

DELUXE ALUMINUM ROLLATOR WITH LOOP BRAKES

Suitable for indoor and outdoor use with height adjustable handles, converse handle with backrest belt. Loop brakes that can be locked to ensure safety. Includes basket, tray and cane holder. Easily folds for storage and transportation.



ITEM#	Colour	UPC	Wheel Size	Height Adjustment	Seat Height	Overall Width	Seat Width	Net Weight	Weight Capacity
600005	BLUE	842106000054	7" X 1 1/4"	32 1/2" X 36 1/2"	21"	22 1/2"	18"	7.6 KG	120 KG
600006	BURGUNDY	842106000061	7" X 1 1/4"	32 1/2" X 36 1/2"	21"	22 1/2"	18"	7.6 KG	120 KG
600007	GREEN	842106000078	7" X 1 1/4"	32 1/2" X 36 1/2"	21"	22 1/2"	18"	7.6 KG	120 KG

HEMI-HEIGHT ALUMINUM ROLLATOR WITH LOOP BRAKES

Suitable for indoor and outdoor use with height adjustable handles, padded backrest and folding seat. Loop brakes that can be locked to ensure safety. Includes basket, tray and cane holder. Easily folds for storage and transportation.



ITEM#	Colour	UPC	Wheel Size	Height Adjustment	Seat Height	Overall Width	Seat Width	Net Weight	Weight Capacity
600010	BLUE	842106000108	8" X 1"	32" - 36"	20"	25"	19"	10 KG	120 KG
600011	BURGUNDY	842106000115	8" X 1"	32" - 36"	20"	25"	19"	10 KG	120 KG
600012	GREEN	842106000122	8" X 1"	32" - 36"	20"	25"	19"	10 KG	120 KG

ROLLATORS

ALUMINUM ROLLATOR WITH LOOP BRAKES

Suitable for indoor and outdoor use with height adjustable handles, padded backrest and folding seat. Loop brakes that can be locked to ensure safety. Includes basket, tray and cane holder. Easily folds for storage and transportation



ITEM#	Colour	Net Weight	Wheel Size	Height Adjustment	Seat Height	Overall Width	Seat Width	Net Weight	Weight Capacity
600021	BURGUNDY	842106000214	7" X 1"	33" - 37"	23"	24"	19"	9 KG	120 KG
600022	GREEN	842106000221	7" X 1"	33" - 37"	23"	24"	19"	9 KG	120 KG

DELUXE LIGHTWEIGHT ALUMINUM ROLLATOR WITH LOOP BRAKES

Suitable for indoor and outdoor use with height adjustable handles, reversible padded backrest and folding seat. Loop brakes that can be locked to ensure safety. Includes basket, tray and cane holder.



ITEM#	Colour	UPC	Wheel Size	Height Adjustment	Seat Height	Overall Width	Seat Width	Net Weight	Weight Capacity
600030	BLUE	842106000306	7 1/2" X 1	33" - 34 1/2"	22"	24"	18"	8 KG	120 KG
600031	BURGUNDY	842106000313	7 1/2" X 1	33" - 34 1/2"	22"	24"	18"	8 KG	120 KG
600032	GREEN	842106000320	7 1/2" X 1	33" - 34 1/2"	22"	24"	18"	8 KG	120 KG

ROLLATORS

ALUMINUM ROLLATOR WITH LOOP BRAKES

Lightweight with height adjustable handles, comfortable padded seat, detachable padded backrest and removable storage basket. Easily folds for storage and transportation.



ITEM#	Colour	UPC	Wheel Size	Height Adjustment	Seat Height	Overall Width	Seat Width	Net Weight	Weight Capacity
600041	BURGUNDY	842106000412	5"	32"-37"	22"	24"	17 1/2"	6.08 KG	250 LBS
600042	GREEN	842106000429	5"	32"-37"	22"	24"	17 1/2"	6.08 KG	250 LBS

"U" STYLE ALUMINUM LIGHTWEIGHT ROLLATOR WITH LOOP BRAKES

Lightweight with height adjustable handles, detachable padded backrest and folding seat. Loop brakes that can be locked to ensure safety. Includes basket. Easily folds for storage and transportation



ITEM#	Colour	UPC	Wheel Size	Height Adjustment	Seat Height	Overall Width	Seat Width	Net Weight	Weight Capacity
600050	BLUE	842106000504	5"	32"-37"	22"	24"	17 1/2"	6.28 KG	250 LBS
600051	BURGUNDY	842106000511	5"	32"-37"	22"	24"	17 1/2"	6.28 KG	250 LBS
600052	GREEN	842106000528	5"	32"-37"	22"	24"	17 1/2"	6.28 KG	250 LBS

ROLLATORS

BARIATRIC ROLLATOR WITH LOOP BRAKES

Made of steel frame. Suitable for indoor and outdoor use with height adjustable handles, padded backrest and folding seat. Loop brakes that can be locked to ensure safety. Includes basket, tray and cane holder.



ITEM#	Colour	UPC	Wheel Size	Height Adjustment	Seat Height	Overall Width	Seat Width	Net Weight	Weight Capacity
600036	BURGUNDY	842106000368	8" X 2"	33" - 36"	22"	30 3/4"	23 1/4"	14 KG	280 KG

WHEELCHAIRS

TRANSPORT CHAIR

Constructed of chrome tubing with dual locking rear wheels. Features include fixed padded armrests, detachable footrests and fold down backrest. Nylon upholstery with safety belt.



ITEM#	UPC	Wheel Size	Folded Width	Overall Width	Overall Height	Overall Length	Seat Width	Seat Height	Backrest Height	Net Weight	Weight Capacity
600060	842106000603	8"	10 1/2"	24"	40"	36"	19"	20"	17 1/2"	13.8 KG	100 KG

STANDARD WHEELCHAIR

Constructed of chrome plated steel tubing. Features include detachable and adjustable armrests and detachable footrests. Equipped with safety belt.



ITEM#	UPC	Wheel Size	Folded Width	Overall Width	Overall Height	Overall Length	Seat Width	Seat Height	Backrest Height	Net Weight	Weight Capacity
600065	842106000658	8" FRONT - 24" MAG	10 1/2"	25"	36"	41 1/2"	18"	20"	16"	19 KG	120 KG
600066	842106000665	8" FRONT - 24" MAG	11"	28"	36"	41 1/2"	20"	20"	16"	21.5 KG	130 KG

600061	842106000610	18" With Elevated Leg-rest									
--------	--------------	----------------------------	--	--	--	--	--	--	--	--	--

600068	842106000689	SW FOOTREST
600069	842106000696	MAG WHEELS



PEDAL EXERCISER

PEDAL EXERCISER

Fixed Frame made of Chrome
Plated Steel Tubing.
Non-slip rubber cushions provide
sturdy grip.



ITEM#	UPC	Overall Length	Overall Width	Overall Height	Net Weight
600070	842106000702	20 3/4"	16"	11"	2.2 KG

WALKERS

DUAL PUSH-BUTTON FOLDING WALKER

Lightweight walker with sturdy aluminum construction. Comfortable foam handgrips and push-button height adjustment. Dual push-button folding mechanism allows easy storage and transportation.



ITEM#	UPC	Colour	Height Adjustment	Overall Width	Net Weight
600205	842106002058	SILVER WITHOUT WHEELS	31"-38"	24"	2.8 KG
600206	842106002065	SILVER WITH WHEELS	31"-38"	24"	2.8 KG
600208	842106002089	BRONZE WITH WHEELS	31"-38"	24"	2.8 KG

FOLDING WALKER

Lightweight walker with sturdy aluminum construction. Comfortable foam handgrips and push-button height adjustment. Folding mechanism allows easy storage and transportation.



ITEM#	UPC	Colour	Height Adjustment	Overall Width	Net Weight
600215	842106002157	SILVER WITHOUT WHEELS	31"-38"	23 1/2"	2.8 KG
600216	842106002164	SILVER WITH WHEELS	31"-38"	23 1/2"	2.8 KG
600217	842106002171	BRONZE WITHOUT WHEELS	31"-38"	23 1/2"	2.8 KG
600218	842106002188	BRONZE WITH WHEELS	31"-38"	23 1/2"	2.8 KG

WALKERS

LIGHTWEIGHT FOLDING FASHION WALKER

Lightweight fashion walker with sturdy aluminum colourful tubing construction. Electro plated hi-frame textured finish. Comfortable foam handgrips and push-button height adjustment. Folding mechanism allows easy storage and transportation.



ITEM#	UPC	Height Adjustment	Overall Width	Net Weight	
600225	842106002256	31" - 38"	23 1/2"	5.8 KG	2.8 KG

LIGHTWEIGHT FOLDING FASHION WALKER

Lightweight fashion walker with sturdy aluminum colourful tubing construction. Electro plated hi-frame textured finish. Comfortable foam handgrips and push-button height adjustment. Folding mechanism allows easy storage and transportation.



ITEM#	UPC	Height Adjustment	Overall Width	Net Weight	
600226	842106002263	31" - 38"	23 1/2"	5.8 KG	2.8 KG

WALKERS

DUAL PUSH-BUTTON BARIATRIC FOLDING WALKER

Walker with sturdy aluminum construction. Each side operates independently to allow easy movement through narrow spaces. Contoured foam handgrips and push-button height adjustment. Dual push-button folding mechanism allows easy storage and transportation.
500 LB Weight Capacity



ITEM#	UPC	Colour	Height Adjustment	Overall Width	Net Weight
600209	842106002096	SILVER WITHOUT WHEELS	31" - 38"	25 1/2"	2.9 Kg

WALKER ACCESSORIES

Walker Accessories

These Accessories Provide Greater Comfort, Control and Movement

5" WHEELED EXTENSION LEGS



ITEM#	UPC	Description
600240	842106002409	SILVER
600241	842106002416	BLACK

WALKER SKIS



ITEM#	UPC
600235	842106002355

AUTO GLIDE BRAKES WITH 3" WHEELS



ITEM#	UPC	Description
600250	842106002508	SILVER
600251	842106002515	BLACK

CANES

ROUND HANDLE ALUMINUM CANE

Durable aluminum construction with push-button height adjustment and foam handgrip.



ITEM#	UPC	Height Adjustment	Colour	
600321	842106003215	30" - 39"	CHROME	

OFFSET HANDLE ALUMINUM CANE

Durable aluminum construction with push-button height adjustment and foam handgrip with wrist strap.



ITEM#	UPC	Height Adjustment	Colour	
600315	842106003154	30" - 39"	BRONZE	
600316	842106003161	30" - 39"	CHROME	

ADJUSTABLE T-SHAPE HANDLE CANES

Durable aluminum construction with push-button height adjustment and fine "T"-shape wooden handle.



ITEM#	UPC	Height Adjustment	Colour	
600325	842106003253	29" - 38"	BLACK	
600326	842106003260	29" - 38"	BRONZE	

CANES

ADJUSTABLE T-SHAPE HANDLE FOLDING CANE

Durable aluminum construction with push-button height adjustment and fine "T"-shape wooden handle. Folds easily and includes a carrying pouch.



ITEM#	UPC	Height Adjustment	Colour	
600330	842106003307	33" - 37"	BLACK	
600331	842106003314	33" - 37"	BRONZE	

ALUMINUM FASHION CANE

Durable aluminum construction with push-button height adjustment and fine maple handle. Attractive pattern finish.



ITEM#	UPC	Height Adjustment	Colour	
600335	842106003352	29" - 38"	BLUE ICE	
600336	842106003369	29" - 38"	GREEN PAISLEY	

ADJUSTABLE DOUBLE BENDING CANE

Durable aluminum construction with push-button height adjustment and foam handgrip.



ITEM#	UPC	Height Adjustment	Colour	
600345	842106003451	31" - 37"	BRONZE	

FOLDING BLIND CANE

Durable lightweight aluminum tubing with two-tone reflector tape.



ITEM#	UPC	Length	Folded Length	
600355	842106003550	45 3/4"	13"	

FOLDING CANE SEAT

Durable lightweight aluminum construction with folding plastic seat.



ITEM#	UPC	Seat Height	Cane Height	Weight Capacity
600350	842106003505	21 1/2"	34 1/4"	100 KG

CANES

BARIATRIC OFFSET HANDLE CANE

All steel construction with solid brass push-button adjustment and dual-tubing insert for added strength and stability.
Secured with a locking ring for added safety.
Comfortable PVC handgrip.
500 LB Weight Capacity



ITEM#	UPC	Height Adjustment	Colour
600317	842106003178	29" - 38"	BLACK

BARIATRIC QUAD CANE

All steel construction with solid brass push-button adjustment and dual-tubing insert for added strength and stability.
Secured with a locking ring for added safety.
Comfortable PVC handgrip.
500 LB Weight Capacity



ITEM#	UPC	Base Size	Height Adjustment	Colour
600309	842106003093	Small	29" - 38"	BLACK
600310	842106003109	Large	29" - 38"	BLACK

CANE ACCESSORIES

CANE HOLDER

Made of durable plastic and fastens to any standard size cane. Can be suspended from any horizontal surface.



ITEM#	UPC	
600360	842106003604	

CANE STRAP


Made of durable nylon cord with a metal clip. Fastens to any standard size cane.



ITEM#	UPC	
600361	842106003611	

ICE - O - GRIP

Stainless steel grips for maximum control on icy surfaces. Attachable to all standard size canes.



ITEM#	UPC	Description
600366	842106003666	1 PRONG

CANE TIPS

Fit 1" diameter cane.



ITEM#	UPC	Description
600370	842106003703	BROWN
600371	842106003710	GREY

CRUTCHES

PUSH-BUTTON ALUMINUM CRUTCHES

High quality lightweight anodized aluminum with push-button height adjustment. Padded handles and armrest for comfort. Silencing collar to reduce noise and absorb vibrations. Non-slip rubber tips provide good grip.

Sold per pair.



ITEM#	UPC	Size	Recommended Height
600405	842106004052	TALL ADULT	5'10" - 6'6"
600406	842106004069	MED ADULT	5'2" - 5'10"
600407	842106004076	YOUTH	4'6" - 5'2"
600408	842106004083	CHILD	4' - 4'6"

FOREARM CRUTCHES

Lightweight height adjustable crutches with one piece molded cuff and handgrip. Non-slip rubber tips provide good grip.

Sold per pair.



ITEM#	UPC	Height Adjustment
600415	842106004151	29" - 38"

CRUTCH ACCESSORIES

UNDERARM CRUTCH PADS

Durable rubber sponge pads reduce pressure and add comfort to underarm



ITEM#	UPC
600425	842106004250

CRUTCH HAND GRIPS

Durable rubber sponge grips provide comfort and reduce wrist tension.



ITEM#	UPC
600430	842106004304

COMMODOES

COMMODE ON CASTERS

Aluminum frame with detachable back and swivel casters with brakes. Includes cover and pail



ITEM#	UPC	Seat Height	Seat Width	Seat Depth	Weight Capacity
600076	842106000764	21"	22 1/2"	16"	250 LBS

ALUMINUM FOLDING COMMODE

Lightweight adjustable aluminum frame with detachable toilet seat, cover and pail. Folds for easy storage and transport.



ITEM#	UPC	Seat Height	Seat Width	Seat Depth	Weight Capacity
600077	842106000771	14 1/4" - 18 1/4"	16 1/4"	15"	250 LBS

COMMODE PAIL WITH LID



ITEM#	UPC
600085	842106000856

X-SHAPE FOLDING COMMODE

Lightweight steel "X" frame provides maximum stability and folds for easy storage and transport. Includes seat, cover and pail.



ITEM#	UPC	Seat Height	Seat Width	Seat Depth	Weight Capacity
600078	842106000788	18"	19 1/4"	12 1/4"	250 LBS

COMMODOES

BARIATRIC COMMODE

Anodized aluminum frame tubing with wide base for stability. Extra strong watertight vinyl padding on seat and back. Durable and easy to clean. Suction cup tips provide extra stability and safety.



ITEM#	UPC	Seat Height	Seat Width	Seat Depth	Weight Capacity
600079	842106000795	16"- 23"	23"	18"	400 LB

THREE - IN - ONE COMMODE CHAIR

Made of powder coated steel frame with removable backrest. Full Length Armrests. Removable solid plastic toilet seat with cover and plastic pail with cover. Height adjustable.



ITEM#	UPC	Seat Height	Seat Width	Seat Depth	Weight Capacity
600080	842106000809	16"- 22"	18"	18"	250 LB

COMMODES

STEEL COMMODE

Made of powder coated steel frame with removable backrest and press-down armrests
Removable solid plastic toilet seat with cover and plastic pail with cover.
Height adjustable legs with rubber safety tips.



ITEM#	UPC	Seat Height	Seat Width	Seat Depth	Weight Capacity
600081	842106000818	23"- 29"	14"	17"	250 LB

BATH SEATS

ADJUSTABLE BATH SEAT

Adjustable lightweight aluminum frame with plastic seat, drainage holes, built-in handgrips and rubber suction safety tips.



ITEM#	UPC	Adjustable Seat Height	Seat Width	Seat Depth	Weight Capacity	Net Weight
600506	842106005066	13"-20"	19"	12"	250 LBS	1.68 KG

ADJUSTABLE FOLDING BATH SEAT

Adjustable lightweight aluminum frame with plastic seat, drainage holes, built-in handgrips and rubber suction safety tips. Folds for easy storage



ITEM#	UPC	Adjustable Seat Height	Seat Width	Seat Depth	Weight Capacity	Net Weight
600508	842106005080	14 1/2"-15 1/2"	19"	12"	250 LBS	2 KG

BATH SEATS

ADJUSTABLE BATH STOOL

Adjustable lightweight aluminum frame with plastic seat and rubber suction safety tips.



ITEM#	UPC	Adjustable Seat Height	Seat Width	Seat Depth	Weight Capacity	Net Weight
600509	842106005097	16"-20"	12 1/2"	12 1/2"	250 LBS	1.5 KG

BATH SEATS

DELUXE PADDED TRANSFER BATH BENCH WITH BACK

Anodized aluminum frame tubing with wide base for stability. Extra strong watertight vinyl padding on seat and back. Durable and easy to clean. Suction cup tips provide extra stability and safety.



ITEM#	UPC	Adjustable Seat Height	Seat Width	Seat Depth	Weight Capacity	Net Weight
600510	842106005104	17 1/2" - 21 1/2"	25"	16"	250 LB	5.7 Kg

BARIATRIC TRANSFER BATH BENCH WITH BACK

Anodized aluminum frame tubing with wide base for stability. Durable blow-molded plastic seat and back. Easy to clean. Suction cup tips provide extra stability and safety.



ITEM#	UPC	Adjustable Seat Height	Seat Width	Seat Depth	Weight Capacity	Net Weight
600512	842106005127	16 1/2" - 21 1/2"	26"	16 1/2"	550 LB	6.5 Kg

BATH BOARD

ADJUSTABLE BATH BOARD WITH HANDLE

Providing a comfortable contoured
seating area for bathing.
Well spaced drainage holes.
Handle provides added security.



ITEM#	UPC	Length Adjustment	Seat Length	Seat Width	Weight Capacity
600513	842106005134	16 1/2" - 24 3/4"	27"	13"	250 LB

TOILET SEATS

RAISED TOILET SEAT WITH CLAMP

Easily secured to toilet seat with front clamping locking mechanism.



ITEM#	UPC	Height	Width	Depth	
600516	842106005165	4 1/2"	21"	17"	

BATHTUB SAFETY RAILS

BATHTUB SAFETY RAIL

White enamel coated steel bar designed to fit a variety of tubs. Crank style locking device with rubber pads to protect tub walls.



ITEM#	UPC	Height Above Tub	Overall Width	Clamp Adjustable
600525	842106005257	14"	6"	3"-7"

MOLDED BATHTUB SAFETY RAIL (STANDARD)

Molded textured surface provides safe and secure grip. Designed to fit a variety of tubs.



ITEM#	UPC	Height Above Tub	Overall Width	Clamp Adjustable
600526	842106005264	12"	8"	3 1/2"-7"

GRAB BARS

KNURLED CHROME GRAB BARS

Durable steel bars with knurled chrome surface. Complete with hardware.



ITEM#	UPC	Specifications
600460	842106004601	12"
600461	842106004618	16"
600462	842106004625	18"
600463	842106004632	24"
600464	842106004649	32"

WHITE ENAMEL COATED GRAB BARS

Durable steel bars with white enamel surface. Complete with hardware.




ITEM#	UPC	Specifications
600470	842106004700	12"
600471	842106004717	16"
600472	842106004724	18"
600473	842106004731	24"
600474	842106004748	32"

ACCESSORIES

BOTTLE OPENER

Durable soft rubber. Ideal to grasp for those with limited hand strength.



ITEM#	UPC	Specifications
600610	842106006100	YELLOW

JAR OPENER

Durable soft rubber. Ideal to grasp for those with limited hand strength.



ITEM#	UPC	Specifications
600611	842106006117	RED

REACH EXTENDERS



ITEM#	UPC	Specifications
600605	842106006056	26"

TIPS QUAD CANE

Black



ITEM#	UPC	Specifications
600375	842106003758	Large Base
600376 (1/2")	842106003765	Small Base

DAILY LIVING AIDS

MULTI-PURPOSE BAG

Heavy Duty Drawstring with String Lock

Durable Nylon Shoulder Strap

Extra Large Capacity 26" X 37"

100% Cotton with 100% Polyester Trim



ITEM#	UPC
609020	842106090208

MESH LAUNDRY BAG

Heavy Duty Drawstring with String Lock

Extra Large Capacity 24" X 36"

100% Polyester



ITEM#	UPC
609021	842106090215

DAILY LIVING AIDS

BATH BRUSH

16 1/2" Wooden Handle with Natural Bristles.

LOOFAH BACK BRUSH

16 1/2" Wooden Handle with Natural Loofah Pad.



	ITEM#	UPC
Bath Brush	609015	842106090154
Loofah Brush	609016	842106090161
Long Handle Back Sponge	609018	842106090185




DUSTPAN & BROOM

Lightweight Two Piece Plastic Dustpan & Broom Set.

Clips together for easy storage.

34" Handles.

	ITEM#	UPC
Dustpan & Broom	609011	842106090116



DAILY LIVING AIDS

MICROFIBRE DUSTER WITH TELESCOPIC HANDLE

Microfibre head is flexible and allows you to dust those hard to reach areas.

Head is detachable and washable.

Extends from 50" to 76"



ITEM#

609022

FOLDING COVERED LAUNDRY HAMPER

Lightweight steel structure.

Hamper is removable.

Size: 42x43x64cm



ITEM#

609023

LAUNDRY HAMPER



ITEM#

600904